

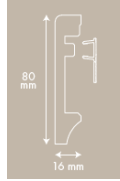



QUICK•STEP® VENEERED SKIRTINGS

Parquet

<u>Order code</u>	<u>Type</u>	<u>Picture</u>	<u>Dimensions</u>	<u>Pack quantities</u>
QSWSCOT(-)MD240	Scotia 		17mm x 17mm x 240cm	6
QSWPPSKR(-)MD240	Parquet skirting- board 		16 mm x 80 mm x 240cm	6

Product description

Quick-Step® skirting boards provide you with a matching finish for your floor.

Applications

Your Quick-Step® floor is made of wood. Room humidity can vary from season to season, so it is vital that the floor is able to expand and contract. The floor must be able to expand and contract on all sides. This is why an expansion joint of at least 8 to 10 mm/0.31 to 0.39In. must be provided around the floor. To finish off this joint, we offer a wide range of skirting and profiles. (More information about the Quick-Step® Incizo profile and the Parquet stair profile can be found on www.quick-step.com.)

Characteristics

- ✓ With wear-resistant real veneer surface.
- ✓ The durable veneer makes Quick-Step® skirting boards resistant to scratching and wear.
- ✓ Quality MDF support
- ✓ Protected against moisture



The main component of Quick-Step® skirting boards is wood. The protective layer provides protection against damp so your skirting board remains in perfect condition.

- ✓ Warranty

Quick-Step® skirtings are very high quality. The warranty on your Quick-Step® floor is also valid for Quick-Step® skirting-boards.

- ✓ Matching Accessories

Quick-Step® veneer skirtings are available in a design and structure that matches your floor perfectly.



Instructions

Quick-Step® veneer skirting boards can be attached with Quick-Step® ONE4ALL glue:

This multipurpose glue has been specially designed for installing Quick-Step® accessories.



The parquet skirting board can also be installed with the Quick-Step® track. Installing it this way enables you to remove it again and to hide cables behind it.

